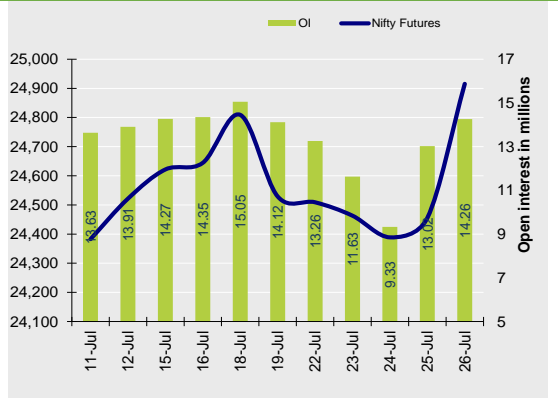


**Nifty Snapshot**

	Close	Prv Cl.	Ab chg	% chg
<b>Spot</b>	24,834.85	24,406.10	428.75	1.76
<b>Futures</b>	24,915.45	24,455.40	460.05	1.88
<b>OI(mlshr)</b>	14.26	13.02	1.24	9.54
<b>Vol (lots)</b>	409727	411593	-1866	-0.45
<b>COC</b>	80.60	49.30	31.30	63.5
<b>PCR-OI</b>	1.36	1.21	0.14	11.9

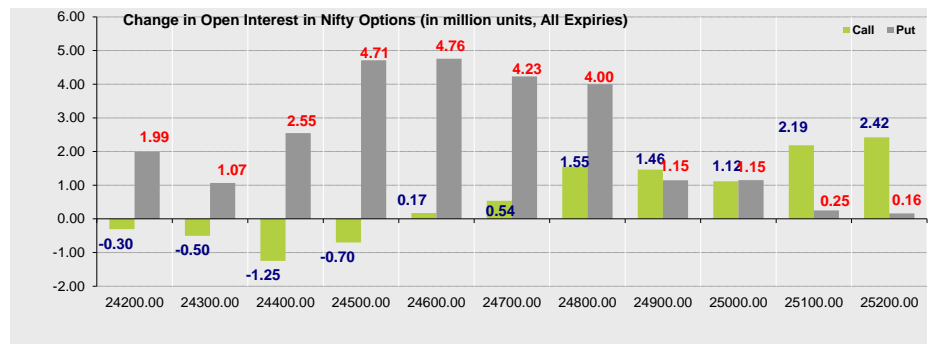
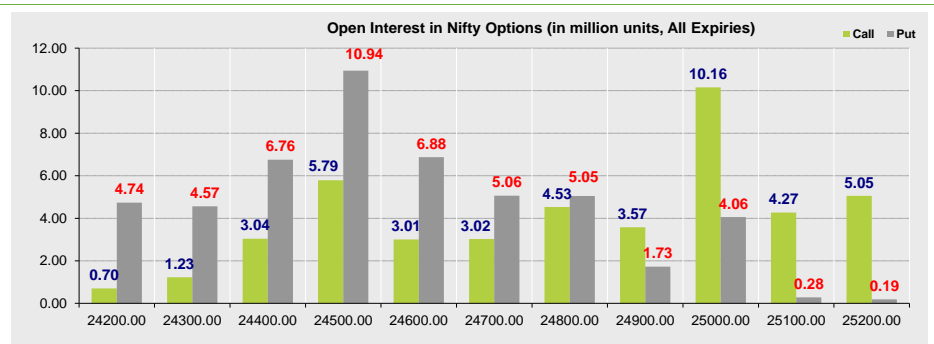
**Nifty Futures Price v/s OI**



**Summary**

- Indian markets closed on a positive note where buying was mainly seen in Automobiles, Pharmaceuticals, IT sectors. Nifty Aug Futures closed at 24915.45 (up 460.05 points) at a premium of 80.60 pts to spot.
- FII's were net buyers in Cash to the tune of 2546.38 Cr and were net buyers in index futures to the tune of 4366.71 Cr.
- India VIX decreased by 2.93% to close at 12.25 touching an intraday high of 13.14.

**Open Interest in Nifty Options:**



- The above second chart shows previous trading day's change in Nifty options where Addition in OI were seen in 24500, 24600, 24700, 24800 strike Puts and at 25100, 25000, 24900, strike Calls indicating market is likely to remain positive in the near term.
- Highest OI build-up is seen at 25000 strike Calls and 24500 strike Puts, to the tune of 10.16mn and 10.94mn respectively.

**Outlook on Nifty:**

Index is likely to open on a gap up note today and is likely to remain positive during the day.

**Institutional Activity in previous trading session**

(in Rs cr.)	Buy	Sell	Net
Index Futures	8760.39	4393.68	4366.71
Index Options	1267658.68	1252807.78	14850.90
Stock Futures	39933.22	32859.10	7074.12
Stock Options	40934.34	41716.66	-782.32
FII Cash	18,201.30	15,654.92	2,546.38
DII Cash	18,856.44	16,082.13	2,774.31

**Net FII Activity (in Rs cr.)**

Date	Idx Fut	Stk Fut	Idx Opt	Cash
26-Jul	4366.7	7074.1	14850.9	2546
25-Jul	-3087.5	-1500.1	-19660.2	-2605
24-Jul	-3588.4	-3007.6	64652.5	-5131
23-Jul	-3659.9	-6174.2	224.6	-2975
22-Jul	-1274.1	7382.5	13939.6	3444
19-Jul	-2029.1	1108.7	15824.8	1506

**Technical Pivot (Intraday):**

	S2	S1	PIVOT	R1	R2
NIFTY	24230	24575	24755	25100	25280
BANKNIFTY	50315	50805	51100	51590	51880

(Price is in Rs; OI is in million units; Price chg and OI chg are in percentage) **NB RESEARCH**

**Fresh Longs seen in:**

Scrip	Price	Price chg	OI	OI Chg
INDIACEM	377.2	3.7	17.9	40.3
APOLLOTYRE	549.4	1.7	13.6	30.1
MANAPPURAM	214.1	3.9	71.1	16.2

**Fresh Shorts seen in:**

Scrip	Price	Price chg	OI	OI Chg
NAVINFUOR	3538.3	-0.2	1.8	9.3
ONGC	331.6	-1.1	113.9	4.9
IDFCFIRSTB	74.8	-0.5	466.4	4.9

**Short Covering seen in:**

Scrip	Price	Price chg	OI	OI Chg
NIFTYNXT50	73588.9	1.6	0.0	-16.5
ASHOKLEY	248.2	6.2	60.4	-13.0
TECHM	1547.7	0.6	14.9	-11.7

**Long Unwinding seen in:**

Scrip	Price	Price chg	OI	OI Chg
UBL	2044.2	0.0	2.1	-3.3
GODREJCP	1470.2	-0.6	6.5	-3.1
DEEPAKNTR	2918.8	-0.7	1.7	-1.5

NIFTY50 Options OI (CE OI = Resistance) (PE OI = Support)			
Symbol	Highest CE OI	Highest PE OI	CMP
ADANIPTS	1600	1500	1553
ADANIENT	3200	3000	3103
ASIANPAINT	3000	2900	2970
AXISBANK	1300	1100	1184
BAJAJ-AUTO	10000	9000	9540
BAJAJFINSV	1600	1500	1596
BAJFINANCE	7000	6500	6841
BHARTIARTL	1500	1400	1513
BPCL	350	320	330
BRITANNIA	6000	5500	5837
CIPLA	1600	1500	1573
COALINDIA	500	450	508
DIVISLAB	5000	4700	4780
DRREDDY	7000	6800	6913
EICHERMOT	5000	5000	4990
GRASIM	3000	2800	2854
HCLTECH	1640	1500	1645
HDFCBANK	1700	1600	1626
HDFCLIFE	700	650	706
HEROMOTOCO	5500	5000	5479
HINDALCO	700	650	667
HINDUNILVR	2800	2600	2730
ICICIBANK	1250	1200	1208
ITC	500	500	506
INDUSINDBK	1500	1400	1412

NIFTY50 Options OI (CE OI = Resistance) ( PE OI = Support)			
Symbol	Highest CE OI	Highest PE OI	CMP
INFY	1900	1800	1886
IOC	180	170	178
JSWSTEEL	900	900	906
KOTAKBANK	1900	1800	1821
LT	4000	3400	3711
LTIM	6000	5200	5821
M&M	2900	2600	2902
MARUTI	13000	12000	12636
NESTLEIND	2500	2500	2494
NTPC	400	390	395
ONGC	340	300	332
POWERGRID	350	340	344
RELIANCE	3000	3000	3029
SBILIFE	1800	1600	1758
SBIN	900	800	867
SUNPHARMA	1740	1500	1722
TATACONSUM	1205	1214.9	1218
TATAMOTORS	1100	1000	1122
TATASTEEL	170	160	164
TCS	4500	4300	4418
TECHM	1600	1500	1548
TITAN	3500	3400	3510
ULTRACEMCO	12000	11000	11683
UPL	600	500	546
WIPRO	600	500	529



**Derivative Recommendations:**

Stock Name	Call (Buy/Sell)	Entry price	Targets	Stop Loss	Duration	Status
ZYDUSLIFE 1200CE	Buy	49	75	33	1-2 days	Open
BALRAMCHIN 460 CE	Buy	19.5	29	15	Positional	Open
BANKNIFTY Future	Buy	51430	52250	51050	Positional	Open

**FROM THE EQUITY DERIVATIVE DESK:**

**NIRAV HARISH CHHEDA**

AVP - DERIVATIVES AND TECHNICAL RESEARCH

E-Mail: [nirav.chheda@nirmalbang.com](mailto:nirav.chheda@nirmalbang.com)

Tel no: 6273-8199/8000

**AMIT BHUPTANI**

SNR.DERIVATIVES AND TECHNICAL RESEARCH ANALYST

E-Mail: [amit.bhuptani@nirmalbang.com](mailto:amit.bhuptani@nirmalbang.com)

Tel no: 6273-8242/8000

**DISCLOSURES**

Research Reports that are published by Nirmal Bang Securities Private Limited (hereinafter referred to as "NBSPL") are for private circulation only. NBSPL is a registered Research Analyst under SEBI (Research Analyst) Regulations, 2014 having Registration no. INH000001766. NBSPL is also a registered Stock Broker with National Stock Exchange of India Limited, BSE Limited, Metropolitan Stock Exchange of India Limited, Multi Commodity Exchange of India Limited, National Commodity and Derivative Exchange Limited and Indian Commodity Exchange Limited in cash and Equity and Commodities derivatives segments.

NBSPL has other business divisions with independent research teams separated by Chinese walls, and therefore may, at times, have different or contrary views on stocks and markets.

NBSPL or its associates have not been debarred / suspended by SEBI or any other regulatory authority for accessing / dealing in securities Market. NBSPL, its associates or analyst or his relatives do not hold any financial interest (Except Investment) in the subject company. NBSPL or its associates or Analyst do not have any conflict or material conflict of interest at the time of publication of the research report with the subject company. NBSPL or its associates or Analyst or his relatives may or may not hold beneficial ownership of 1% or more in the subject company at the end of the month immediately preceding the date of publication of this research report.

NBSPL or its associates / analyst has not received any compensation / managed or co-managed public offering of securities of the company covered by Analyst during the past twelve months. NBSPL or its associates have not received any compensation or other benefits from the company covered by Analyst or third party in connection with the research report. Analyst has not served as an officer, director or employee of Subject Company. NBSPL / analyst has not been engaged in market making activity of the subject company.

Analyst Certification: The research analysts and authors of these reports, hereby certify that the views expressed in this research report accurately reflects my/our personal views about the subject securities, issuers, products, sectors or industries. It is also certified that no part of the compensation of the analyst(s) was, is, or will be directly or indirectly related to the inclusion of specific recommendations or views in this research. The analyst(s) principally responsible for the preparation of this research report and has taken reasonable care to achieve and maintain independence and objectivity in making any recommendations.

**DISCLAIMER**

This report is for the personal information of the authorized recipient and does not construe to be any investment, legal or taxation advice to you. NBSPL is not soliciting any action based upon it. Nothing in this research shall be construed as a solicitation to buy or sell any security or product, or to engage in or refrain from engaging in any such transaction. In preparing this research, we did not take into account the investment objectives, financial situation and particular needs of the reader.

This research has been prepared for the general use of the clients of NBSPL and must not be copied, either in whole or in part, or distributed or redistributed to any other person in any form. If you are not the intended recipient you must not use or disclose the information in this research in any way. Though disseminated to all the customers simultaneously, not all customers may receive this report at the same time. NBSPL will not treat recipients as customers by virtue of their receiving this report. This report is not directed or intended for distribution to or use by any person or entity resident in a state, country or any jurisdiction, where such distribution, publication, availability or use would be contrary to law, regulation or which would subject NBSPL & its group companies to registration or licensing requirements within such jurisdictions.

The report is based on the information obtained from sources believed to be reliable, but we do not make any representation or warranty that it is accurate, complete or up-to-date and it should not be relied upon as such. We accept no obligation to correct or update the information or opinions in it. NBSPL or any of its affiliates or employees shall not be in any way responsible for any loss or damage that may arise to any person from any inadvertent error in the information contained in this report. NBSPL or any of its affiliates or employees do not provide, at any time, any express or implied warranty of any kind, regarding any matter pertaining to this report, including without limitation the implied warranties of merchantability, fitness for a particular purpose, and non-infringement. The recipients of this report should rely on their own investigations.

This information is subject to change without any prior notice. NBSPL reserves its absolute discretion and right to make or refrain from making modifications and alterations to this statement from time to time. Nevertheless, NBSPL is committed to providing independent and transparent recommendations to its clients, and would be happy to provide information in response to specific client queries.

Before making an investment decision on the basis of this research, the reader needs to consider, with or without the assistance of an adviser, whether the advice is appropriate in light of their particular investment needs, objectives and financial circumstances. There are risks involved in securities trading. The price of securities can and does fluctuate, and an individual security may even become valueless. International investors are reminded of the additional risks inherent in international investments, such as currency fluctuations and international stock market or economic conditions, which may adversely affect the value of the investment. Opinions expressed are subject to change without any notice. Neither the company nor the director or the employees of NBSPL accept any liability whatsoever for any direct, indirect, consequential or other loss arising from any use of this research and/or further communication in relation to this research. Here it may be noted that neither NBSPL, nor its directors, employees, agents or representatives shall be liable for any damages whether direct or indirect, incidental, special or consequential including lost revenue or lost profit that may arise from or in connection with the use of the information contained in this report.

Copyright of this document vests exclusively with NBSPL. Our reports are also available on our website [www.nirmalbang.com](http://www.nirmalbang.com)